

4

3

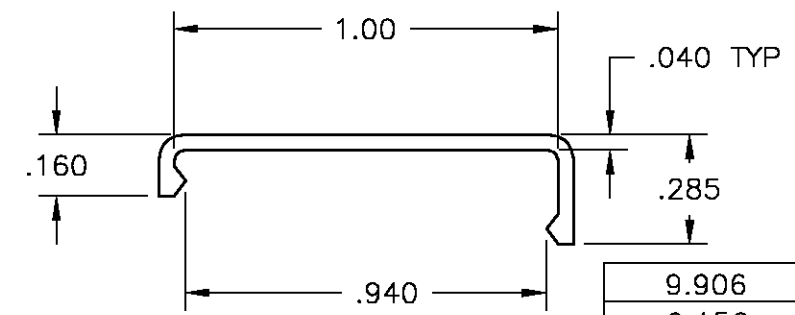
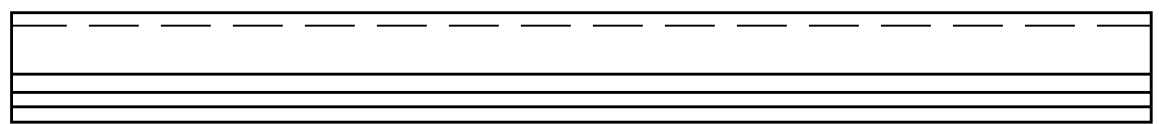
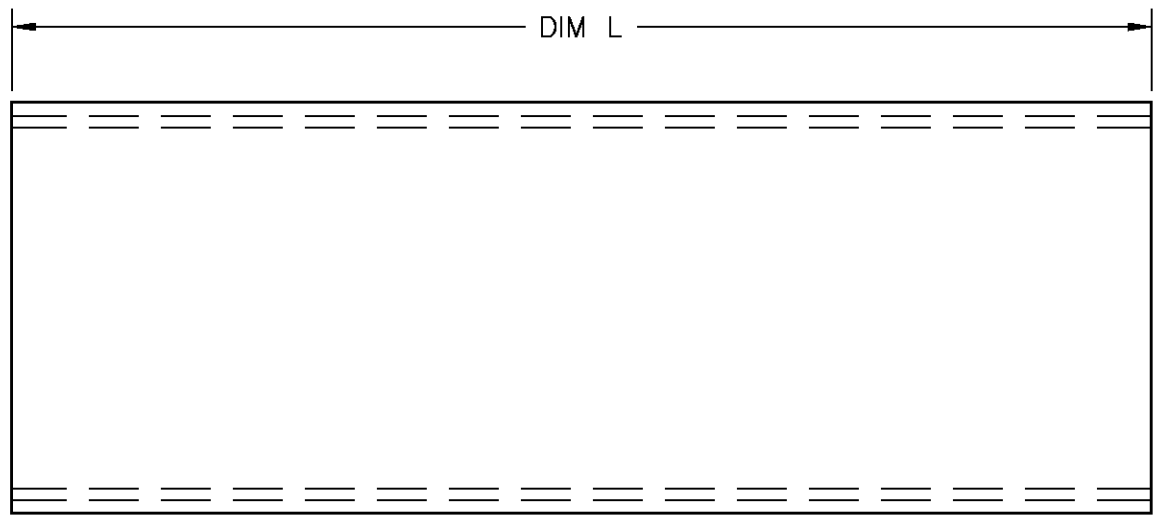
2

1

THIS DRAWING IS UNPUBLISHED. RELEASED FOR PUBLICATION  
 © COPYRIGHT BY TYCO ELECTRONICS CORPORATION. ALL RIGHTS RESERVED.

LOC	DIST	REVISIONS			
P	LTR	DESCRIPTION	DATE	DWN	APVD
	C	REVISED PER 0G3B-0604-04	7/13/04	SS	SRY

NOTES:  
 ▲ MATERIAL: PVC, UL94V-0, 50°C RTI, BLACK.



9.906	26	PSB3KCC26	1-1437409-2
9.156	24	PSB3KCC24	1-1437409-1
8.406	22	PSB3KCC22	3-1437406-6
7.656	20	PSB3KCC20	1-1437409-3
6.906	18	PSB3KCC18	1-1437409-0
6.156	16	PSB3KCC16	1437409-9
5.406	14	PSB3KCC14	1437409-8
4.656	12	PSB3KCC12	1437409-7
3.906	10	PSB3KCC10	1437409-6
3.156	8	PSB3KCC08	3-1437406-4
DIM L ±.031	NO OF POS	CATALOG NO.	PART NO.

THIS DRAWING IS A CONTROLLED DOCUMENT.		DWN S SCHLEGEL 13FEB03	<b>BUCHANAN</b> Tyco Electronics Corporation Harrisburg, PA 17105			
DIMENSIONS: INCHES		CHK S YODER 2/13/03				
TOLERANCES UNLESS OTHERWISE SPECIFIED:		APVD S YODER 2/13/03	NAME SAFETY COVER FOR PSB CONNECTOR			
0 PLC ± - 1 PLC ± - 2 PLC ± .02 3 PLC ± .005 4 PLC ± - ANGLES ± 1°		PRODUCT SPEC -	APPLICATION SPEC -			
MATERIAL -	FINISH -	WEIGHT -	SIZE A3	CAGE CODE 00779	DRAWING NO C-3-1437406-4	RESTRICTED TO -
CUSTOMER DRAWING			SCALE 1:1	SHEET 1 OF 1	REV C	